


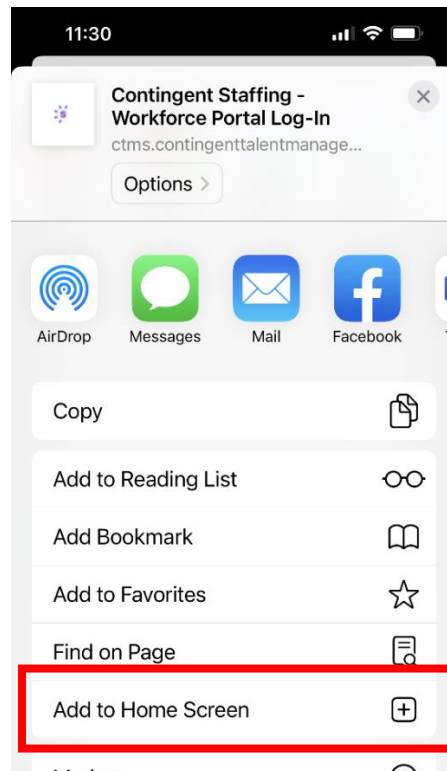
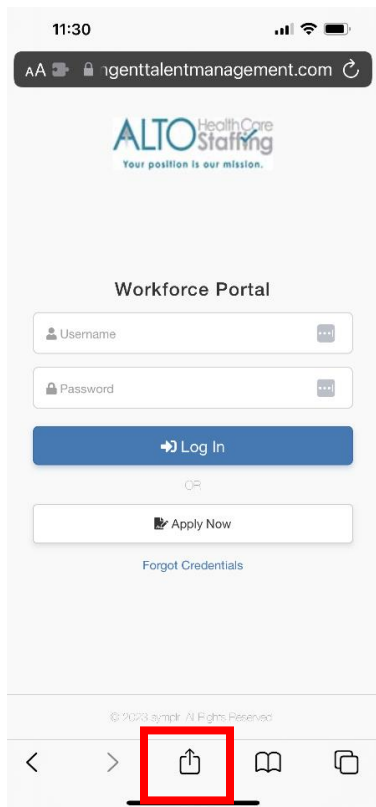
How to Login and Add Workforce Portal to Mobile Device Home Screen

[Click Here](#) to be directed to the login page on WorkForce Portal.

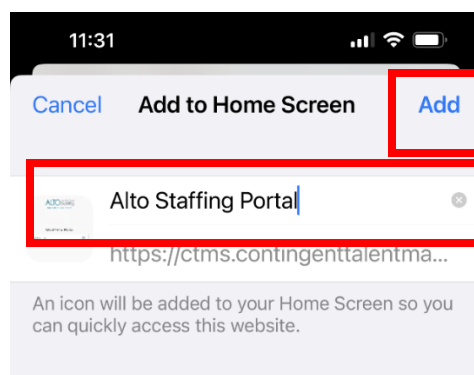
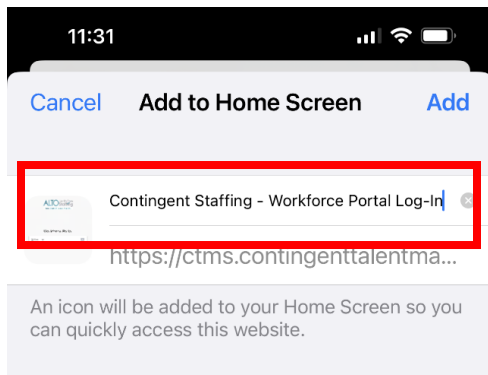
Login and anytime you are prompted to allow location, select “Allow” or “Yes”. This is required in order to clock in/out for a shift.

How-To save WorkForce Portal shortcut to your mobile device home screen

From the login page for “Workforce Portal”, select the  (for Apple) or the “three-dot icon” (for Android), then select “Add to Home Screen”.



Keep the name provided or update to something that will stand out, such as “Alto Staffing Portal”, then select Add



How to Login and Add Workforce Portal to Mobile Device Home Screen

The shortcut should now show on your home screen.

